

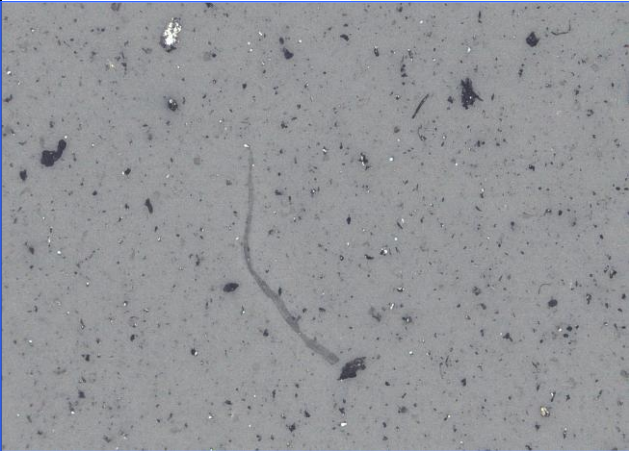
Particulate Contamination as per ISO 4406 - 4407 (2002)

Date: 2026-May-14, 8:26:47 AM GMT-04:00	Covered area: 28.28 mm ²	Magnification: 100X
Analyst: Clemex Support (2026-Me ...)	Covered ratio: 0.02	Calibration: 1.0000 µm/pixel
Sample ID: 01	Effective filtration diameter: 38 mm	Units: Microns
Pore size: 1.0 mic.	Effective filtration area: 1134.11 mm ²	# Fields: 16
Sample volume: 100 ml	Illumination type: incident	

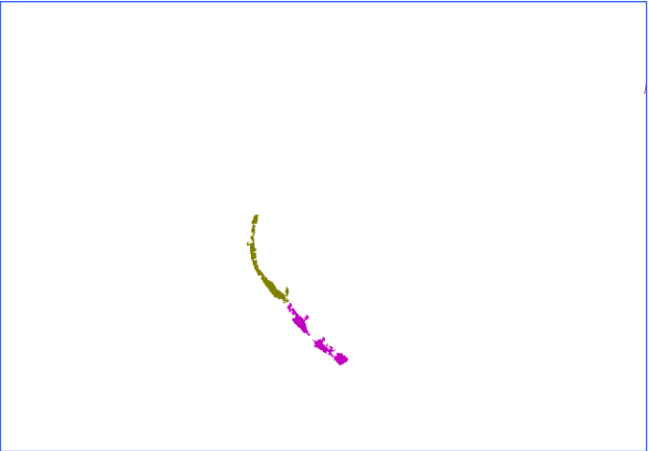
Particle count data and Scale number				Fibers ^{e)} Count
Size range (mic)	4 and over	6 and over	14 and over	4
Blank count (can be filled in manually or linked to an exported Vision file)				
Particle counts	20104	14587	3617	Total 38308
Estimated particles for the whole filter	806104.5	584890.9	145029.8	#####
Particle count per 001 ml	8061.0	5848.9	1450.3	15360.3
Scale number (per ml)	20	20	18	21
Final classification	20/20/18			


Largest particle =>	Maximum dimension: 288.75	Microns	Nature: Fiber
-------------------------------	----------------------------------	---------	----------------------

Image => Field type: ? Select



Map view of the particles and fibers > 200 microns





- a) ISO 4406 starts at 5 mic. Work with a 2x coupler if more resolution is needed.
- b) At 55x, measurements over 200 microns are based on Tiled features, so the precision decreases. If a better precision is needed on largest particles, use the routine for 16x instead.
- c) ISO 4406 identifies fibers as features longer than 100mic. with a Length / Width ratio greater than 10. The Vision routine is based on String Length / String Width ratio. This can be modified in the routine if desired. If so, please change this comment accordingly.